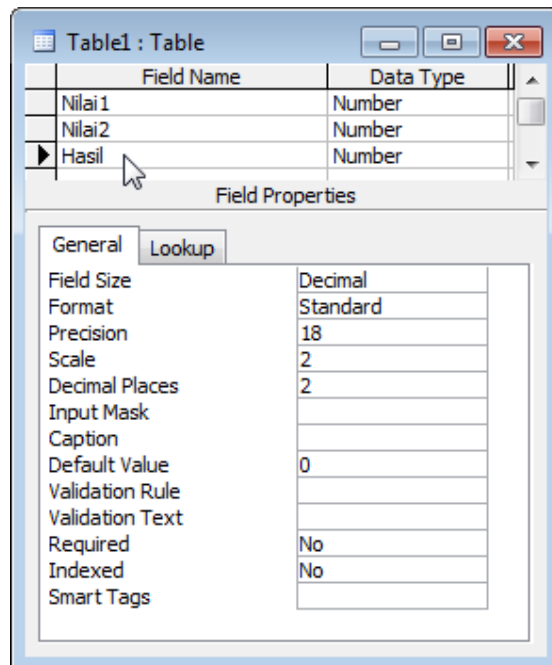


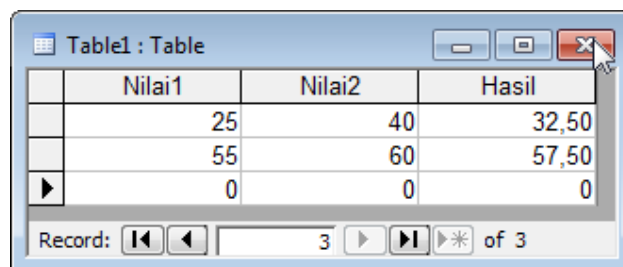
### Format Angka Desimal Dalam VB.Net

#### DATABASE ACCESS

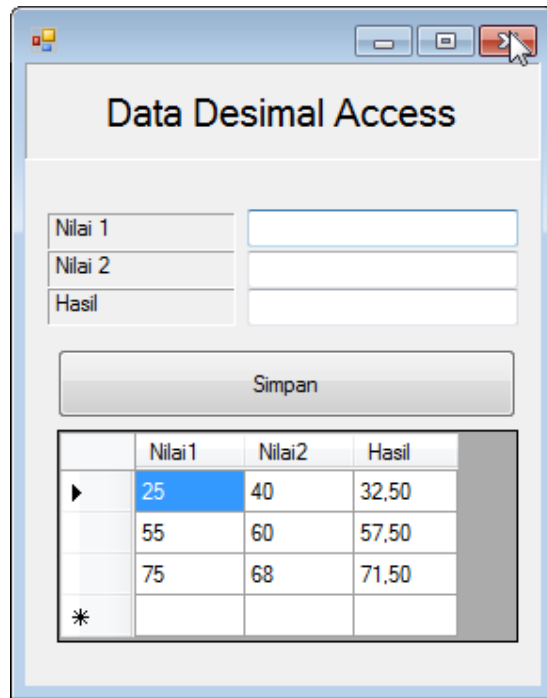
1. Buka MS. Access
2. Buat database dengan nama **DESIMALDB**
3. Buat tabel dengan nama **TABLE1**
4. Field hasil lihat format pada gambar di bawah ini :



5. Data hasil entri dari aplikasi terlihat pada gambar di bawah ini



6. Membuat project baru di vb.net
7. Membuat form seperti gambar di bawah ini



Coding :

```
Imports System.Data.OleDb
```

```
Public Class Form1
```

```
    Dim conn As OleDbConnection  
    Dim da As OleDbDataAdapter  
    Dim ds As DataSet  
    Dim cmd As OleDbCommand  
    Dim dr As OleDbDataReader
```

```
    Sub Koneksi()  
        conn = New  
OleDbConnection("provider=microsoft.jet.oledb.4.0;data source  
=desimal.mdb")  
        conn.Open()  
    End Sub
```

```
    Sub TampilGrid()  
        da = New OleDbDataAdapter("select * from table1", conn)  
        ds = New DataSet  
        da.Fill(ds)  
        DGV.DataSource = ds.Tables(0)  
        DGV.ReadOnly = True  
    End Sub
```

```
Private Sub Form1_Load(ByVal sender As System.Object, ByVal e As
System.EventArgs) Handles MyBase.Load
    Call Koneksi()
    Call TampilGrid()
End Sub

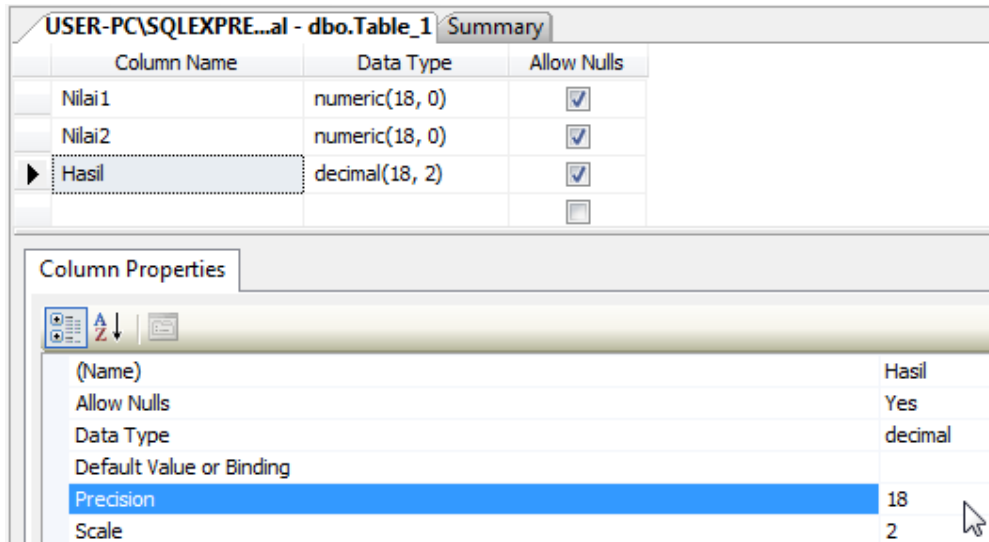
Private Sub TextBox1_KeyDown(ByVal sender As Object, ByVal e As
System.Windows.Forms.KeyEventArgs) Handles TextBox1.KeyDown
    If e.KeyCode = Keys.Enter Then
        TextBox2.Focus()
    End If
End Sub

Private Sub TextBox2_KeyDown(ByVal sender As Object, ByVal e As
System.Windows.Forms.KeyEventArgs) Handles TextBox2.KeyDown
    If e.KeyCode = Keys.Enter Then
        TextBox3.Text = (Val(TextBox1.Text) +
Val(TextBox2.Text)) / 2
        Button1.Focus()
    End If
End Sub

Private Sub Button1_Click(ByVal sender As System.Object, ByVal e
As System.EventArgs) Handles Button1.Click
    Call Koneksi()
    Dim simpan As String = "insert into table1 values('" &
TextBox1.Text & "','" & TextBox2.Text & "','" & TextBox3.Text & "')"
    cmd = New OleDbCommand(simpan, conn)
    cmd.ExecuteNonQuery()
    TextBox1.Clear()
    TextBox2.Clear()
    TextBox3.Clear()
    TextBox1.Focus()
    Call TampilGrid()
End Sub
End Class
```

### FORMAT DATA DESIMAL SQL SERVER

1. Buka sql server
2. Membuat database dengan nama **DBDESIMAL**
3. Membuat tabel dengan nama **TABEL\_1**
4. Format field Hasil lihat pada gambar di bawah ini :



5. Data hasil etri dari aplikasi terlihat pada gambar di bawah ini

Nilai1	Nilai2	Hasil
95	70	82,50
85	60	72,50

6. Membuat project baru  
7. Membuat form seperti gambar di bawah ini (supaya cepat, copy dari form access)

SqlServerDesimal

### Data Desimal Sql Server

Nilai 1:

Nilai 2:

Hasil:

Simpan

Nilai1	Nilai2	Hasil
95	70	82,50
85	60	72,50

Coding :

```
Imports System.Data.SqlClient

Public Class SqlserverDesimal

    Dim conn As SqlConnection
    Dim da As SqlDataAdapter
    Dim ds As DataSet
    Dim cmd As SqlCommand
    Dim dr As SqlDataReader

    Sub Koneksi()
        conn = New SqlConnection("data
source=.\\sqlexpress;initial catalog=DBdesimal;integrated
security=true")
        conn.Open()
    End Sub

    Sub TampilGrid()
        da = New SqlDataAdapter("select * from table_1", conn)
        ds = New DataSet
        da.Fill(ds)
        DGV.DataSource = ds.Tables(0)
        DGV.ReadOnly = True
    End Sub

    Private Sub SqlserverDesimal_Load(ByVal sender As
System.Object, ByVal e As System.EventArgs) Handles
 MyBase.Load
        Call Koneksi()
        Call TampilGrid()
    End Sub

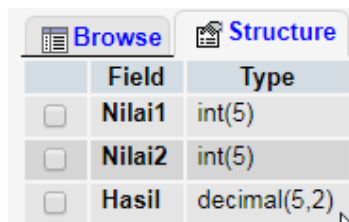
    Private Sub TextBox1_KeyDown(ByVal sender As Object, ByVal
e As System.Windows.Forms.KeyEventArgs) Handles
 TextBox1.KeyDown
        If e.KeyCode = Keys.Enter Then
            TextBox2.Focus()
        End If
    End Sub

    Private Sub TextBox2_KeyDown(ByVal sender As Object, ByVal
e As System.Windows.Forms.KeyEventArgs) Handles
 TextBox2.KeyDown
        If e.KeyCode = Keys.Enter Then
```

```
        TextBox3.Text = (Val(TextBox1.Text) +  
Val(TextBox2.Text)) / 2  
        Button1.Focus()  
    End If  
End Sub  
  
Private Sub Button1_Click(ByVal sender As System.Object,  
ByVal e As System.EventArgs) Handles Button1.Click  
    Call Koneksi()  
    TextBox3.Text = TextBox3.Text.Replace(",", ".")  
    Dim simpan As String = "insert into table_1 values('"  
& TextBox1.Text & "','" & TextBox2.Text & "','" &  
TextBox3.Text & "')"  
    cmd = New SqlCommand(simpan, conn)  
    cmd.ExecuteNonQuery()  
    TextBox1.Clear()  
    TextBox2.Clear()  
    TextBox3.Clear()  
    TextBox1.Focus()  
    Call TampilGrid()  
End Sub  
End Class
```

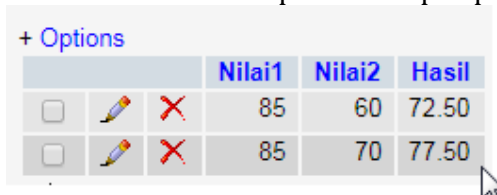
### FORMAT ANGKA DESIMAL MYSQL

1. Run xampp control panel
2. Run apache dan mysql
3. Membuat database dengan nama desimaldb
4. Membuat tabel dengan nama tabeldata
5. Format field Hasil terlihat pada gambar di bawah ini



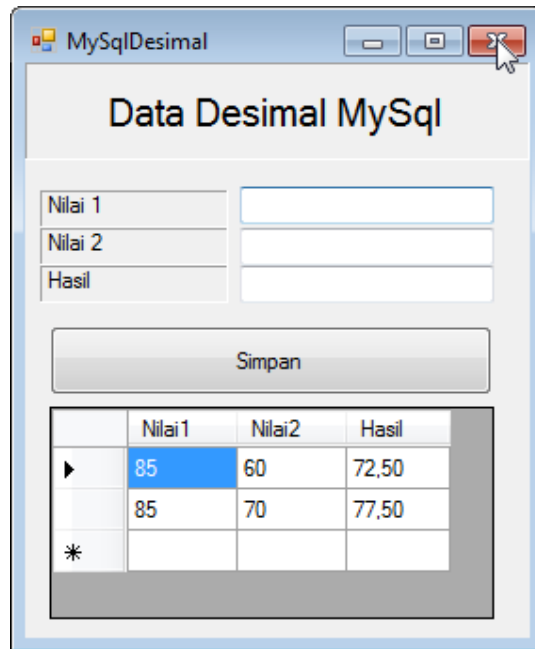
	Field	Type
<input type="checkbox"/>	Nilai1	int(5)
<input type="checkbox"/>	Nilai2	int(5)
<input type="checkbox"/>	Hasil	decimal(5,2)

6. Data hasil entri dari aplikasi tampak pada gambar berikut :



+ Options					
		Nilai1	Nilai2	Hasil	
<input type="checkbox"/>			85	60	72.50
<input type="checkbox"/>			85	70	77.50

7. Membuat project baru
8. Membuat form



Coding :

```
Imports System.Data.Odbc
```

```
Public Class MySQLDesimal
```

```
    Dim conn As OdbcConnection  
    Dim da As OdbcDataAdapter  
    Dim ds As DataSet  
    Dim cmd As OdbcCommand  
    Dim dr As OdbcDataReader
```

```
    Sub Koneksi()  
        conn = New OdbcConnection("Driver=MySQL ODBC 5.1  
Driver;SERVER=localhost;UID=root;DATABASE=desimaldb;PORT=3306"  
)
```

```
        conn.Open()  
    End Sub
```

```
    Sub TampilGrid()  
        Call Koneksi()  
        da = New OdbcDataAdapter("select * from tabeldata",  
conn)  
        ds = New DataSet  
        da.Fill(ds)  
        DGV.DataSource = ds.Tables(0)
```

```
DGV.ReadOnly = True
End Sub

Private Sub MySqlDesimal_Load(ByVal sender As
System.Object, ByVal e As System.EventArgs) Handles
 MyBase.Load
    Call Koneksi()
    Call TampilGrid()
End Sub

Private Sub TextBox1_KeyDown(ByVal sender As Object, ByVal
e As System.Windows.Forms.KeyEventArgs) Handles
 TextBox1.KeyDown
    If e.KeyCode = Keys.Enter Then
        TextBox2.Focus()
    End If
End Sub

Private Sub TextBox2_KeyDown(ByVal sender As Object, ByVal
e As System.Windows.Forms.KeyEventArgs) Handles
 TextBox2.KeyDown
    If e.KeyCode = Keys.Enter Then
        TextBox3.Text = (Val(TextBox1.Text) +
Val(TextBox2.Text)) / 2
        Button1.Focus()
    End If
End Sub

Private Sub Button1_Click(ByVal sender As System.Object,
ByVal e As System.EventArgs) Handles Button1.Click
    Call Koneksi()
    TextBox3.Text = TextBox3.Text.Replace(",", ".")
    Dim simpan As String = "insert into tabeldata
values('" & TextBox1.Text & "','" & TextBox2.Text & "','" &
TextBox3.Text & "')"
    cmd = New odbcCommand(simpan, conn)
    cmd.ExecuteNonQuery()
    TextBox1.Clear()
    TextBox2.Clear()
    TextBox3.Clear()
    TextBox1.Focus()
    Call TampilGrid()
End Sub
End Class
```